


Summer Following Directions





Thank you for your downloading this resource. Our subscribers get access to all sorts of exclusive freebies as a perk for being a loyal reader.

We'd love for you to join our list (if you haven't already) of over 100,000 homeschoolers who love free stuff!

[Click here to sign up](#) and we will send you access to our subscriber library where you can download dozens of free educational printables.

Clip art by [Educlips](#), [Whimsy Clips](#) and [Prettygrafiks](#).

by Homeschool Giveaways

© Copyright 2022

All rights reserved. No part of this work may be reproduced or distributed in any form by any means--graphic, electronic, or mechanical, including photocopying, recording, taping, or storing in information storage or retrieval systems—without the prior written permission from the publisher.


Original purchaser is granted permission to print copies for use within his or her immediate family.

For additional resources visit [Homeschoolgiveaways.com](https://homeschoolgiveaways.com).

Summer Following Directions

Directions


- Draw an X on the sea turtle
- Color the starfish
- Draw a circle around the crab
- Color the girl's surfboard
- Color the shark
- Color all of the fish different colors
- Draw an X on the coral
- Color the mermaid
- Draw a square around the octopus
- Draw a sun in the top left corner



Summer Following Directions

Directions


- Color the sun yellow
- Color the tree green and brown
- Color the sunglasses blue
- Color the surfboard orange
- Color the water blue
- Color the bucket green
- Color the girl wearing sunglasses
- Color the boy eating a popsicle
- Color the girl who is running
- Color the bottle with a message inside



Summer Following Directions

Directions

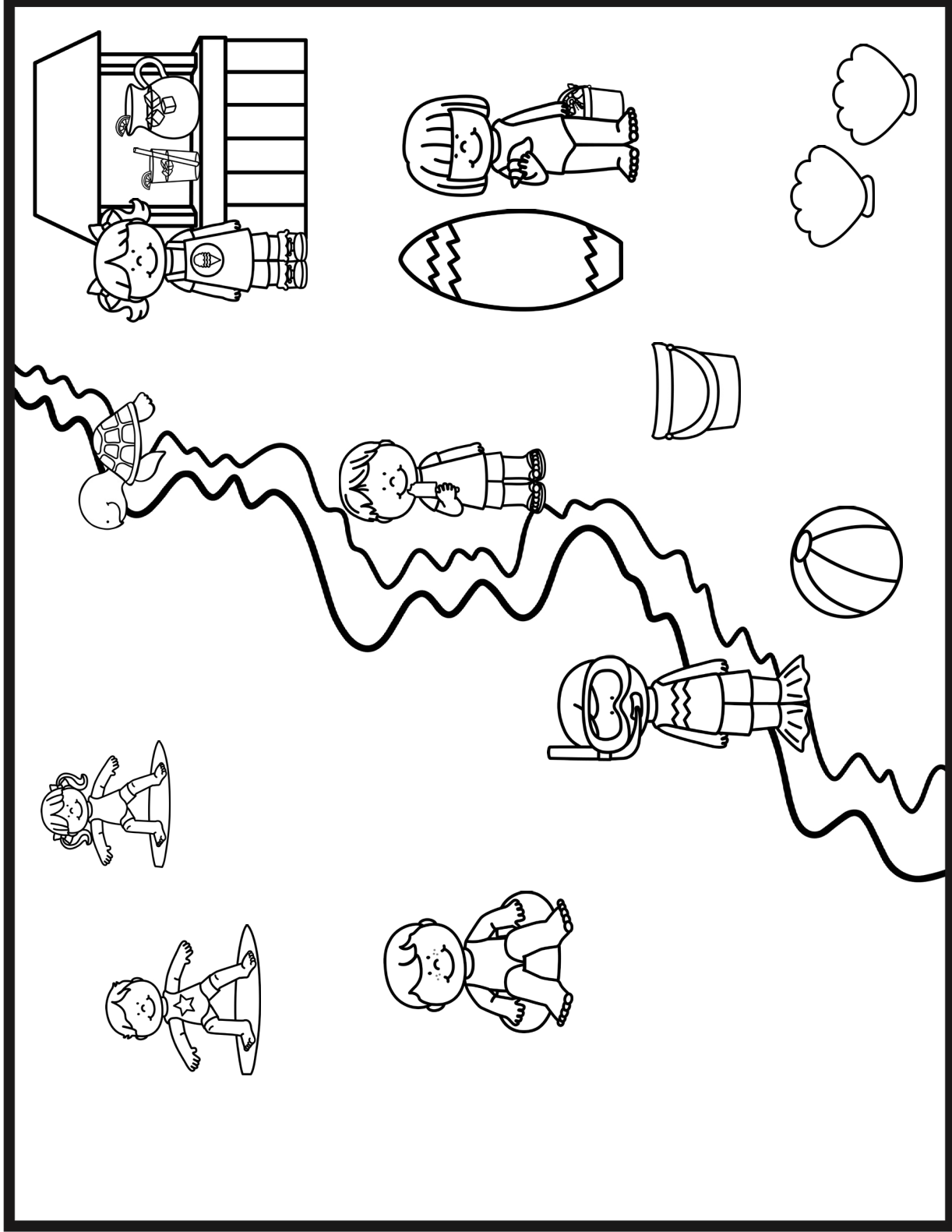
- Draw your own bubbles near the boy
- Color the two jellyfish purple
- Draw a circle around the dolphin
- Color all of the fish grey
- Draw an X on the crab
- Color the stingray yellow
- Draw a square around the boy
- Color the boy yellow
- Draw something in the water beside the dolphin



Summer Following Directions

Directions

- Color the sea turtle
- Color the surfboard purple
- Color the seashells pink
- Draw a circle around the beach ball
- Color the lemonade stand
- Draw an X on the pail
- Color the surfers
- Draw a circle around the boy eating a popsicle
- Color the girl with the seashells
- Draw something in the water



Summer Following Directions

Make Your Own Directions

